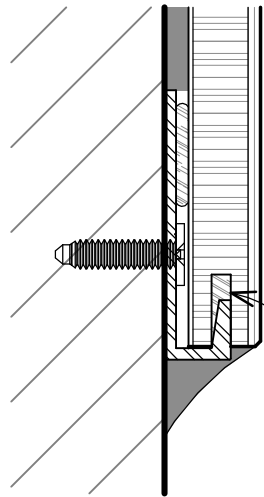
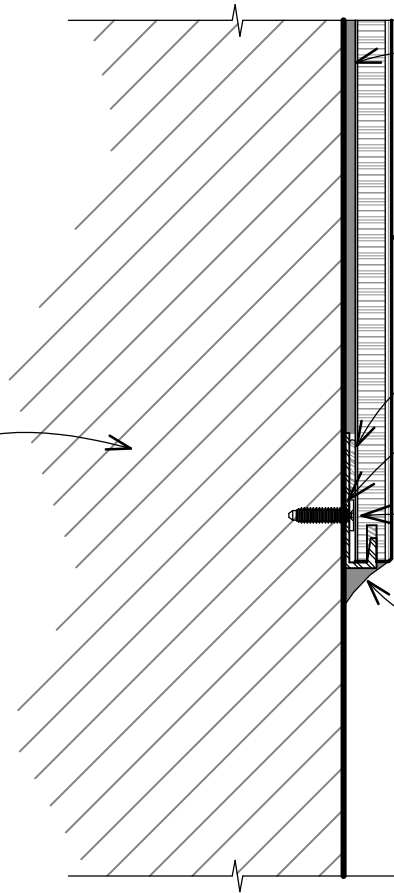


THE INFORMATION CONTAINED IN THIS DOCUMENT IS PROPRIETARY TO ARCOPLAST. ALL COPYRIGHTS AND OTHER PROPRIETARY RIGHTS APPLICABLE SHALL REMAIN AT ALL TIMES ARCOPLAST'S PROPERTY. DOCUMENTS SHALL NOT BE USED, COPIED OR HARVESTED FROM THE CAD FILE. THE INFORMATION CONTAINED WITHIN WITHOUT THE WRITTEN CONSENT OF ARCOPLAST. DOCUMENTS, DESIGNS, DRAWINGS AND SPECIFICATIONS ARE CONCEPTUAL IN NATURE AND AND ARE INTENDED TO SET FORTH DESIGN INTENT ONLY AND ARE NOT TO BE USED FOR ENGINEERING PURPOSES.

EXISTING STRUCTURE. ATTACH ARCOPLAST SYSTEM TO EXISTING STRUCTURE AS REQUIRED. (CONSULT ARCOPLAST & STRUCTURAL FRAMING REQUIREMENTS PER ARCHITECT/ENGINEER)



FILL VOID BEFORE ASSEMBLY WITH ARCOPLAST STRUCTURAL ADHESIVE (A-2020)



1/2" WIDE 3M TWO SIDED TAPE (VHB-4959) W/ CONTINUOUS BEAD OF ARCOPLAST STRUCTURAL ADHESIVE (A-2020), SIDE BY SIDE, ADHESIVE SHALL BE LOCATED CLOSEST TO ARCOPLAST SPLINE

ARCOPLAST 3/8" (9.5 mm) GFRMC WALL PANEL

ARCOPLAST STRUCTURAL ADHESIVE (A-2020)

ARCOPLAST EXTRUDED ALUMINUM "J" SPLINE

ATTACH EXTRUDED ALUMINUM "J" STARTER MOLDING W/ FASTENER THAT WILL ATTACH TO EXISTING CONDITIONS

ARCOPLAST BIO-SEAL (A-1010) WHITE FINISHING COMPOUND


GFRMC WALL PANEL OVER EXISTING CONDITION EDGE DETAIL

DWG #
PP-33-MC

SCALE
6" (1:2)

DATE
2/20/2020

CHECKED
GB



1873 WILLIAMSTOWN DRIVE
ST. PETERS, MISSOURI USA 63376
T: 888-736-2726 F: 636-978-7782

WWW.ARCOPLAST.COM